



TECHNICAL DATA SHEET

EURO CLEAR 2:1
IMP 6800

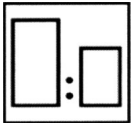
Description

Euro Clear 2:1 is an Acrylic Urethane Clear designed for overall, multi-panel and panel applications. This clearcoat has excellent leveling properties and superior gloss retention. Euro Clear 2:1 can be air dried or force dried. It is applied as a 2 coat system, but a 3rd coat is optional



Use suitable respiratory protection

Fresh air supply respirator recommended



2 Euro Clear
1 Activator

Activators: Fast (IMP 6865), Medium (IMP 6875), or Slow (IMP 6885)



HVLP Gravity 1.3 - 1.4 mm

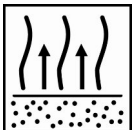
Application pressure:

10 PSI at the air cap

Check gun manufacturer specification



2-3 Wet Coats



Between coats: Before curing:

10 - 15 minutes 5 - 10 minutes



4-5 Minutes (Dust Free - depending on temperature and activator selection)

5-12 Minutes (Tack Free - depending on activator speed)

6-8 Hours (Air Dry @ 72°F)

30 Minutes (Baked @140°F)

Recommended: 2 mm DFT for UV Protection
Read complete TDS for detailed product information

MANUFACTURED FOR / FABRICADO PARA:

IMPACT - Refinishers Distributor's Alliance, Inc P.O. Box 10431 Jackson, TN 38308 Phone: (731) 394-9366 www.rda-impact.com



TECHNICAL DATA SHEET

EURO CLEAR 2:1
IMP 6800

Description

Euro Clear 2:1 is an Acrylic Urethane Clear designed for overall, multi-panel and panel applications. This clearcoat has excellent leveling properties and superior gloss retention. Euro Clear 2:1 can be air dried or force dried. It is applied as a 2 coat system, but a 3rd coat is optional

FEATURES:

- ☞ Fast Dust Free Time
- ☞ Excellent Gloss Retention and D.O.I
- ☞ Excellent Leveling Properties
- ☞ Easy to Buff
- ☞ Competitive Pricing

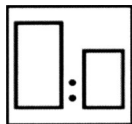
Product and additives

- Product:** - Euro Clear (IMP 6800)
- Activators:** - Fast (IMP 6865), Medium (IMP6875), Slow (IMP6885)
 - * Fast (IMP 6865) = spot panel
 - * Medium (IMP6875) = Multi-panel
- Additives** - Reducer (no more than 10%)

Suitable Substrates

- Acrylic or polyester basecoats
- Waterborne basecoat systems
- Activated polyurethane enamel (must be cured at least 8 hours)
- Activated acrylic urethane enamel (must be cured at least 8 hours)
- Existing finishes that have been sanded and degreased. In the case of spot repairs and blending.

Mixing Instructions



- 2 - Euro Cear (IMP 6800)
- 1 - Activator

Activators: Fast (IMP 5865), Medium (IMP5875), Slow (IMP5885) **Optional Additive:** Reducer (no more than 10%)

Technical Data

Color	Clear
Pot Life:	1 hour @ 72 F
Mix Ratio:	2:1
Recommended Film Build:	2 mm DFT for UV Protection
V.O.C w / Fast Activator	4.4lbs/gal(527g/l)

MANUFACTURED FOR / FABRICADO PARA:



TECHNICAL DATA SHEET

EURO CLEAR 2:1
IMP 6800

Spray gun and pressure

	Fluid Tip	Spraying Pressure
HVLP	1.3mm -1.4mm	10 psi @ air cap

Application Instructions

1. Apply basecoat color per recommended procedures Note: Allow polyurethane and acrylic enamel basecoat to dry at least 8 hours before applying clear.
2. Mix Euro Clear with appropriate activator per above instructions and shop conditions.
3. Apply 2-3 wet coats
4. Allow 10-15 minutes flash between coats.
5. Dry times: Dust Free 4-5 minutes depending on temperature and activator selection. Tack Free 5-12 minutes depending on activator speed. Buff Time 6-8 hours air dry @ 72 F Force Dry 10 minute flash; bake 30 minutes at 140 F after 2-3 hour cooldown
6. Pot Life: 1 hours @ 72 F

Flash times

Flash Time between coats: 10- 15 minutes

Buffability

Euro Clear can be wet sanded and buffed within 6-8 hours when kept at 72 F. It is very easy to buff however, it is designed to gain hardness after 72 hours and will become more difficult to buff.

Cleaning of equipment

Use good quality lacquer thinner or urethane reducer to thoroughly clean all equipment.
Do not leave activated clear in gun longer than 3 hours.

VOC / Regulatory information

Notice: Do not handle until the Safety Data Sheets have been read and understood. Regulations require that all employees be trained on Safety Data Sheets for all chemicals with which they come in contact. The manufacturer recommends the use of an air- supplied respirator when exposed to vapors or spray mist.

HEALTH & SAFETY

See Safety Data Sheet and labels for additional safety information and handling instructions.

- The contents of this package may have to be blended with other components before the product can be used. Before opening the packages, be sure you understand the warning messages on the labels and SDSs of all component, since the mixture will have the hazards of all its parts.
- Improper handling and use, for example, poor spray technique, inadequate engineering controls, and or lack of Personal Protective Equipment (PPE), may result in hazardous conditions or injury.
- Follow spray equipment manufacturer's instructions to prevent personal injury or fire.
- Provide adequate ventilation for health and fire hazard control.
- Follow company, product SDS and respirator manufacturer's recommendations for selection and proper use of respiratory protection. Be sure employees are adequately trained on the safe use of respirators per company and regulatory requirements.
- Wear appropriate PPE such as eye and skin protection. In the event of injury, see first aid procedures on SDS.
- Always observe all applicable precautions and follow good safety and hygiene practice.

Revision Date: June 3rd 2020

MANUFACTURED FOR / FABRICADO PARA:

IMPACT - Refinishers Distributor's Alliance, Inc P.O. Box 10431 Jackson, TN 38308 Phone: (731) 394-9366 www.rda-impact.com